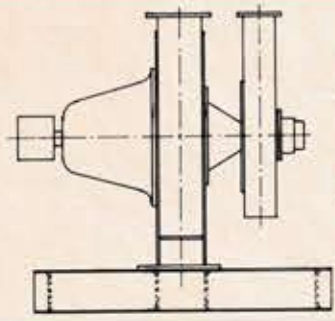


PIN MILL WITH IN-BUILT CLASSIFICATION SYSTEM



PIN WHIZZER MILL

Pin mills are manufactured with whizzer cone and whizzer blade. The blower is mounted on the same shaft; pneumatically material is taken through whizzer to cyclone collector.

PIN CLASSIFIER MILL

These pin mills have inbuilt classification system with gap plate arrangement and classifier fan mounted on the same shaft. Mills are supplied with cyclone separator / Dust collector / Pulse Air jet dust collector depending upon the characteristic of material.

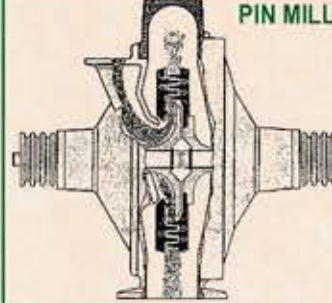


OTHER VERSIONS OF PIN MILL

PIN MILL WITH ROUND PINS



The stator and rotor discs are fitted with round pins. These pins are riveted on plates. The no. of pins. Pitch, etc. is designed to suit the grindability and fineness required.



PIN MILL WITH BOTH DISCS ROTATING

These pin mills have both discs rotating either in one direction or opposite direction. The relative speed is very critical and is maintained within design limits. The discs are rotated by two independent motors. These pin mills are without screen and produce fine particle size.



PIN MILL WITH PNEUMATIC CONVEYING SYSTEM

Pin mills are supplied with blower, cyclone collector with rotary air lock valve, and fabric bag type dust collector.



DEMONSTRATION TRIAL ROOM FACILITY with all accessories

1. All Types (12 Nos.) of PULVERISERS installed.
2. Different types of PULLEYS, SCREEN, GAP PLATES AND GRINDING ELEMENTS kept to conduct TRIALS on customer's materials.
3. TEST SIEVES, scientific WEIGHING facility available for SIEVE ANALYSIS for DRY as well as WET SIEVE TESTING.
4. More than 500 material samples and 4000 DATA available for REFERENCE.

OUR OTHER RANGE OF PULVERISERS WITH SCREEN



Miracle Mill (Star Hammer Mill)



Micro Pulveriser



Universal Mill



Pre Cutter / Chopper

Manufactured By:

Brindavan Udyog (India)

610, Naurang House, 21 KG Marg,
Connaught Place, New Delhi: - 110001

Email: info@bu-india.com | Phone No. +91-11-49849691

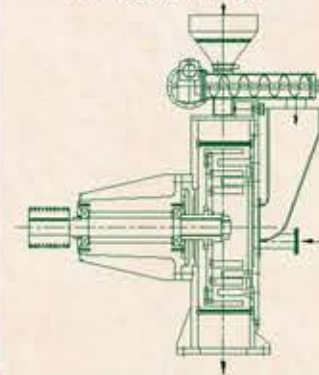
PROFESSIONALS IN SIZE REDUCTION TECHNOLOGY



Fineness is not just a chance with the BRINDAVAN pulverisers - it is an intrinsic design of the equipment.

Brindavan PIN MILL

CROSS SECTION OF PIN MILL WITH SCREW FEEDER



150 Mesh
(100 Micron)
& above



More than 500
Mills in
Operation

POPULAR APPLICATIONS

- Aluminum
- Animal Charcoal
- Ayurvedic herbs & leaves
- Bakelite Pigments
- Bark
- Barley
- Bone powder
- Bran & husk Powder
- Celluloid
- Ceramics
- Cereals
- Charcoal Powder
- Clay
- Coal
- Corn
- Dried Grass
- Dye-stuff
- General manure
- Glue Powder
- Golden Ore
- Graphite Antimony
- Lithopone
- Maize
- Mehendi leaves
- Oyster shells
- Paints
- Paper Powder
- Plaster
- Powder of Sweet Potato
- Powder Soap
- Pyrethrum flower
- Quick lime
- Resin
- Rice Powder
- Salt
- Soya bean cakes
- Spices
- Starch
- Sugar
- Tapioca root
- Tark
- Tea
- Tobacco leaves
- Tomato
- Wheat

GENERAL

The FEED MATERIAL is FED into CENTRE of ROTOR and is conveyed to the PERIPHERY through series of BEATER PLATE, thus gradually reducing to fine powder. SCREEN DRUM fitted around ROTOR, permits ground material of desired FINENESS to come out of the MILL for collection.

IMPORTANT TECHNICAL INFORMATION ON PIN MILLS

BRINDAVAN PIN MILL is a specially designed pulverizer to deal efficiently and economically with a wide range of materials to grind them to predetermined fineness from COARSE to FINE POWDER up to 150 MESH (100 Micron) and above.

The grinding operation is effected through beating, shearing, crushing and auto collision of material. Feeding is manually for SMALL MILLS and for MEDIUM and LARGE CAPACITY MILLS, either HOPPER with HORIZONTAL GATE VALVE with rack & pinion is provided or SCREW FEEDER with VARIABLE SPEED DRIVE. This will give uniform and controlled FEED into the MILL.


SALIENT FEATURES

- More output than conventional Mill
- RAPID & ADEQUATE ejection of pulverized material from all over the screen.
- NARROW BAND of fineness
- Allows FEED MATERIAL with higher percentage of FAT and MOISTURE.
- Final product cool and smooth
- STURDY & VIBRATION FREE CONSTRUCTION.
- Less Power consumption
- Easy to CLEAN & EASY to OPERATE.
- OCCUPIES LESS SPACE

THE INTERNAL DESIGN

MAIN BODY / STATOR

Main Body of BRINDAVAN PIN MILL consists CIRCULAR HOUSING to accommodate ROTOR WITH PINS, SCREEN DRUM and MAIN SHAFT with NUT. HOUSING has BROAD BASE for mounting. Other HALF is in the form of HINGED DOOR with opening in center & round in shape and have STATIONARY CASTED RINGS mounted on inside of door. The M.O.C is either M.S or S.S in CASTED FORM. LARGE PIN MILLS are FABRICATED from thick plates and are welded and stresses relieved.



ROTOR



This consists of several CONCENTRIC RINGS of BEATER (PIN) PLATES arranged around the shaft with HEAVY DUTY BALL BEARING mounted in HEAVY DUTY BEARING HOUSING with adequate arrangement for LUBRICATION.

The PINS in the ROTOR are generally in "L" shape and are RIVETED on PLATE. The number of such PINS depend upon the ROTOR DIAMETER". The shape of PIN can be in form of STUDS (ROUND PINS) also. Even STATOR RINGS can be provided with ROUND PINS for better grinding efficiency. Special type of PINS and its GEOMETRY SHAPE and location will improve GRINDING efficiency further. There PINS are made out of FORGED STEEL or FORGES STAINLESS STEEL.

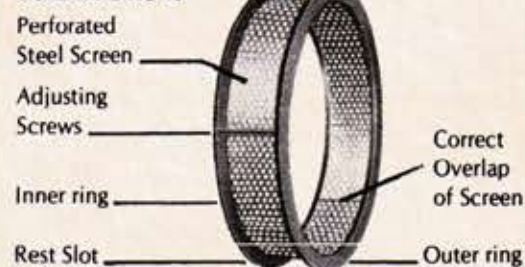
Different Types of Rotors



SCREEN DRUM

The DRUM is designed to facilitate required MESH SIZE screen to be fitted around the ROTOR. The SCREEN in SEMI CIRCULAR (Two halves) form is held in place by OUTER and INNER RINGS. The REST SLOT decides the location and helps in fixing the SCREEN DRUM and prevents from the circular motion. Correct overlap of screen avoids leakage. The Adjusting SCREWS in the RINGS fix the SCREEN DRUM properly.

SCREEN DRUM



FLANNEL BALOON

These BALOONS are made out of thick CLOTH BAG and is fitted at the top of CHAMBER / COLLECTION BIN. It allows to escape AIR from the system and avoids BACK PRESSURE.



SMALL SIZE PIN MILL MOUNTED ON CABINET

Models BUI - 06,08 & 10 are designed for small capacity output and usually are FED manually through Feed TRAY and a collection CABINET with BALOON. The ground material is falls in to cabinet. The mill is stopped and material is collected.

TECHNICAL SPECIFICATIONS

MODEL	DIA mm	H.P	RPM	SPACE REQUIRED			CAPACITY Kg./Hr
				L	B	H in mm	
BUI-06	160	1	2500/5000	500	525	600	5 - 50
BUI-08	210	2	2500/4500	550	575	700	25 - 200
BUI-10	260	3	2000/4000	575	625	800	55 - 400



MEDIUM SIZE PIN MILL MOUNTED ON STAND



Models BUI - 12, 20 & 25 are MEDIUM capacity PIN MILLS having capacity ranging between 200kg/hr to 1000kg/hr depending upon material and fineness.

Ideal for medium hard materials, these PIN MILLS are mounted on fabricated STAND and are usually BOTTOM OPEN TYPE (B.O.T). For collection of pulverized material, collection BIN is put below mill. For avoiding dust formation, cloth bag is tied up in the outlet of mill, which opens into collection DRUM.

TECHNICAL SPECIFICATIONS

MODEL	DIA Mm	H.P	RPM	SPACE REQUIRED			CAPACITY Kg./Hr
				L	B	H in mm	
BUI-12	310	5-7.5	2000/4000	675	700	1000	105-600
BUI-20	480	10-20	1500/3000	1440	1000	1350	205-2000
BUI-25	625	20-30	1200/2400	2100	1400	1600	300-3000

LARGE SIZE PIN MILL WITH SCREW FEEDER

BRINDAVAN have designed, manufactured and supplied LARGE PIN MILLS up to 1000mm. dia with 100H.P motors and above.

These MILLS are manufactured in M.S / S.S construction. They are supplied with SCREW FEEDER with VARIABLE SPEED DRIVE for REGULATED FEED.

Ideal for MEDIUM FINE and COARSE material. The design of ROTOR is modified and PIN is designed to facilitate the same. Medium hard, fibrous and free flowing materials are ground very comfortably. The size of hole in the SCREEN DRUM is selected as per requirement of MESH size of END PRODUCT.

Generally for LARGE outputs, collection is done PNEUMATICALLY with the help of BLOWER. The END PRODUCT is collected in cyclone collector. Fines are collected in FABRIC type DUST COLLECTOR. Output material collection is done by screw conveyor.

For very FINE powder, BRINDAVAN PIN MILLS are designed with CLASSIFIER system.

The INSTALLATION of such LARGE PIN MILLS have HOPPER of appropriate size, SCREW FEEDER, MAGNET, ROTATING GRINDING PLATE, STATIONARY GRINDING RINGS, SCREEN DRUM, DISCHARGE OUTLET AND MAIN SHAFT mounted on BEARING HOUSING.

These MILLS are mounted either on PLATFORM or in the SYSTEM STRUCTURE. Out put from MILL is conveyed either MECHANICALLY or PNEUMATICALLY for further process.

TECHNICAL SPECIFICATIONS

MODEL	DIA IN mm	H.P	RPM	SPACE REQUIRED (IN mm)			CAPACITY Kg./Hr
				L	B	H	
BUI-30	750	40	1000/2000	2200	2000	1800	500 - 5000
BUI-36	900	75	800/1600	2400	2300	2000	800 - 8000
BUI-42	1000	100	750/1800	2600	2600	2200	1000 - 10000

Capacity depends on material characteristics and fineness expected

SPECIFICATIONS AND DESIGN ARE SUBJECT TO CHANGE WITHOUT NOTICE FOR ANY ADDITIONAL IMPROVEMENT.

